

Creative Paper Cutting Inspired by Lettering

Christine Green

8th - 9th Aug 2019

Thursday to Friday

This two day course will introduce you to a wide variety of cut out items and a little bit of history about paper cutting. You will learn the basic techniques for successful designing and cutting. As well as lots of top tips, you will master using lettering as a starting point, and you will produce several completed items.

Description

You will master basic design skills that will translate into a successful paper cut, and you will learn how to use a scalpel blade safely and accurately. You will also discover the joy of using layout paper to develop your designs, designing simply but effectively, and learn which papers work best for different projects.

Please bring with you

Some inspirational images or quotes that could spark a design and a folder to take your work home in.

Course Location:

Missenden Abbey

Great Missenden
Buckinghamshire HP16 0BD

Thursday	
9am	Coffee on arrival
9.15am	Welcome and tutor introductions
9.30am-1pm	Teaching session
1-2pm	Lunch for all
2-5pm	Teaching session
6.45 for 7pm	Dinner for residents
Friday	
7-9.15am	Breakfast for residents
9.30am-1pm	Teaching session
1-2pm	Lunch for all
2-5pm	Last teaching session

Available to purchase from the tutor

The tutor will provide all the equipment you will need during the course, at a cost of £5 per person, payable to the tutor in cash.

In addition, the following items will be for sale:

A4 cutting mat - £5

Swann morton handle number 3 - £5

5 number 10A Swann morton blades - £1

A4 Daler Rowney layout pad - £5

A range of greetings cards, prints, bags and tea towels based on Christine's paper cut designs will also be for sale.


Level


This course is suitable for beginners and intermediates.


About Christine Green

Christine is an inspiring tutor with a wealth of teaching and design experience and a holistic approach to creativity. Her unique profile includes 12 years as a graphic designer at the BBC, head of Film and Animation at Kingston University, author of 'Contemporary Needlepoint' and Kodak's Young Photographer of the year (some time ago). She has won a clutch of international awards and was even nominated for a BAFTA. Her textiles have been shown at the Contemporary Textiles Gallery in London and her quilts have been shown at the Quilt Festival in Birmingham and Art in Action. Her graphic work has been published in various books and journals. As a freelancer she has made 80 velvet scarves for 'Mary Poppins' on Broadway NYC and filmed a funeral for the Queen. She recently project managed the production of a set of embroidered velvet cushions for the 'Antiques

Roadshow' as part of its redesign. She is passionate about lettering, paper cutting, textiles, film and all things creative and enjoys sharing her enthusiasms with her students. christinegreencrafts.co.uk
[instagram.com/christinegreencrafts](https://www.instagram.com/christinegreencrafts)
[facebook.com/CraftingAtTheCottage](https://www.facebook.com/CraftingAtTheCottage)
[pinterest.co.uk/craftingcottage](https://www.pinterest.co.uk/craftingcottage)

 07955 484605

 info@missendenschoolofcreativearts.co.uk

 www.missendenschoolofcreativearts.co.uk