

Crochet - What Next? Tools and Techniques

Diana Bensted

7th - 9th Aug 2019

Wednesday to Friday

Have you learned to crochet, but want some ideas on what to make next?

Have you been crocheting a while and want to learn something new?

Terrified of Tunisian? Apprehensive about Amigurumi? This course will settle all those nerves, give you new crochet skills and understanding with techniques and projects.

Description

You will learn how to do Tunisian Crochet, Broomstick Crochet and Amigurumi. Each of the techniques can be used to create a beautiful project, we will also have time to do some crochet surgery - If you have a project in progress that you have got stuck on, need some advice or learning how to read patterns. We will spend a day learning how to make and design our own Amigurumi (crocheted toys) starting with how to create basic shapes, learning the techniques -starting with a magic ring, invisible decreases and sewing up, then making a sketch and making the toy! Our second day will focus on Tunisian Crochet - starting with the basic stitch and colour changing. Working with different stitches, and in combinations, and making a pair of fingerless mitts. On our final day we will start by learning Broomstick Lace, and have some time to explore and play with all the techniques we have learned. You will be supplied with some sample yarns, and the additional tools for use in the class can be purchased at a reduced cost during the course. You can bring any tools that you already have. We will be using:

Standard crochet hooks 3.5mm and 5mm

Tunisian crochet hook 5.5mm

15mm knitting needle (just one!)

Variegated Chunky yarn - for Amigurumi

Double Knitting Yarn - for Tunisian

4ply yarn (sock weight) - for Broomstick

Knitters sewing up needle

Toy Safety eyes

Please bring with you

Ideas for an amigurumi toy/doll, this could be a doll, monster, animal etc, and a sketch or image found on the internet, at this stage simple is great!! Items we will be using are as above, if you have your own of any of these, please do bring them along.

Available to purchase from the tutor

Crochet hooks in various sizes - From £2.50 to £7.99 for individual hooks and sets from £30

Toy eyes (for amigurumi) - from 20p per pair

5.5mm Tunisian crochet hook - £3

Single Knitting needles (sizes 10, 12, 15 or 20mm) from £1 each

Level

Course Location:

Missenden Abbey

Great Missenden
Buckinghamshire HP16 0BD


Wednesday	
9am	Coffee on arrival
9.15am	Welcome and tutor introductions
9.30am-1pm	Teaching session
1-2pm	Lunch for all
2-5pm	Teaching session
6.45 for 7pm	Dinner for residents
Thursday	
7-9.15am	Breakfast for residents
9.30am-1pm	Teaching session
1-2pm	Lunch for all
2-5pm	Teaching session
6.45 for 7pm	Dinner for residents
Friday	
7-9.15am	Breakfast for residents
9.30am-1pm	Teaching session
1-2pm	Lunch for all
2-5pm	Last teaching session


This course is suitable for any level. You do need to know how to crochet, but just the basics, holding the hook and yarn, making a chain and double /treble stitches - everything else can be taught.


About Diana Bensted

I left primary school teaching to pursue a craft I am passionate about - Crochet! I opened a shop and honed my crochet skills, teaching crochet (and a bit of knitting) to many people. I started designing and found that I love to make patterns that are easy to follow, and that use a minimum of sewing up! I specifically use photo and video tutorials to support those new to the craft but use ingenious twists to interest those who have been crocheting for years. I have designed for some national magazines and yarn producers, this experience has helped me to develop my designing skills, but I now prefer to sell my patterns and kits directly to my lovely customers online and at shows! I love passing on my passion by teaching at every opportunity!

<https://blog.thecrochetchain.co.uk/about-me/>

 07955 484605

 info@missendenschoolofcreativearts.co.uk

 www.missendenschoolofcreativearts.co.uk