

Knitting with Colour - How to master the Fairisle and Intarsia techniques

Jane Crowfoot

15th Aug 2019

Thursday

Knitting with colour is fun and really effective and, with a few key skills, the worlds of Fairisle and Intarsia are relatively easy to master. The Fairisle technique originates from the Shetland Isles and Scandinavian countries and is a technique where yarns are carried across the reverse side of the work to create a two layered, repeated pattern, fabric. The intarsia method is used to create larger 'blocks' of colour where yarns are not repeated across a row.

Description

This course will show you how to work the stranding and weaving techniques needed to create fairisle patterns. We will work using the one handed and two handed methods. The technique of Intarsia will also be shown and we will also look at some simple beading techniques.

Please bring with you

Knitting Needles:

3.25mm, 3.75mm, 4mm & 4.5mm

If you know you are a loose or tight knitter please alter these sizes accordingly.

Jane will bring needles with her if you want to borrow or purchase them directly from her. Scissors

Knitters Sewing Needle

Fine sewing needle for beads

Sewing thread (any colour)

Stitch markers

Notebook, pen & paper

Available to purchase from the tutor

Knitting Needles approximately £5 - £7 a pair

Beads £4 a pack

Crochet project kits - Jane's Designs - £40 - £100

Level


Suitable for all levels


About Jane Crowfoot


I am a crochet and hand knit designer/maker working hard to expand the popular notion of crochet and edge it away from the idea that it is a craft representative of an older, 'Granny', generation. My goal is to produce projects for the home interior that are ground-breaking in design and technique, but are also within the reach financially and technically of the world's crafters to reproduce at home. I believe in the importance of teaching and passing on knowledge, so I also tutor workshops, give demonstrations and inspirational talks and exhibit my work, however the majority of my time is spent designing and making high quality Crochet Along (CAL) projects.

<https://janiecrow.co.uk>**Course Location:****Missenden Abbey**Great Missenden
Buckinghamshire HP16 0BD

Thursday	
9am	Coffee on arrival
9.15am	Welcome and tutor introductions
9.30am-1pm	Teaching session
1-2pm	Lunch for all
2-5pm	Last teaching session

 07955 484605

 info@missendenschoolofcreativearts.co.uk

 www.missendenschoolofcreativearts.co.uk