

### Chinese Brush Painting: A Chinese Dragon is more than the sum of its parts...

Paul Maslowski

26th - 27th Feb 2022

Saturday to Sunday

Explore your first (or a deeper) taste of the art of the Chinese Brush with Paul who was traditionally trained. In this course we will explore the complexity of the Chinese Dragon. Breaking it down into principal-lead sections will give us the opportunity to explore how Dragons are put together so that you can create your own. Please note, this course is taking place in an upstairs room.

#### Description

This course will introduce the art of Chinese Brush Painting to those who have not explored this medium before as well as building more in-depth knowledge for those already studying and who wish to focus on Chinese Brush Painting in more detail.

Day 1 of this course will allow students to explore the elements of the Chinese Dragon. Working toward the principles of the animals which make it up will give us the opportunity to explore Dragons while learning a host of brush techniques which can be applied to other subjects.

Day 2 will focus on applying techniques learnt on Day 1 in order to build toward creating a complete Chinese Dragon.

The days begin traditionally with 20 minutes of optional qigong (gentle breathing exercises to settle the mind). Teaching is carried out with a step-by-step approach where the fundamentals of a subject are fully explained. This will include the Calligraphic basis for individual strokes. Students are encouraged to work from sketches of subjects and to use these observations in their own compositions.

Students will come to understand the essence of subjects in Chinese Brush Painting through tutor demonstrations, and by observation and practice. You leave understanding how to complete a Chinese Brush Painting.

#### Please bring with you

Essential:

Sketch pad, notepad, Standard Chinese Brush Painting kit (Chinese brushes, ink stick & ink stone and/or bottled ink, un-sized or semi-sized papers). A felt mat is really helpful to lay your paper on, however, newspaper will do. Dark clothing is preferable (and certainly no silk clothes) as Chinese ink can stain permanently

Desirable:

Camera, Chinese colours, Tablet computer/Smartphone, pictures of your own work and/or work you would like to move toward

#### Available to purchase from the tutor

Chinese paper; Chinese Ink; Chinese Brushes; Chinese Colours

#### Level

Suitable for all levels

#### About Paul Maslowski

Paul is a great enthusiast of Oriental Art and in particular that of the Chinese. He has studied Chinese Brush for

#### Course Location:


##### Missenden Abbey


Great Missenden  
Buckinghamshire HP16 0BD


Saturday	
9.45am	Students arrive
10am-1pm	Teaching session
1-2pm	Lunch for all
2-5pm	Teaching session
6.45 for 7pm	Dinner for residents
Sunday	
7.30-9.30am	Breakfast for residents
9.30am-1pm	Teaching session
1-2pm	Lunch for all
2-5pm	Last teaching session

over 28 years in the UK, China and Taiwan covering most classical & modern subjects. He has taken part in International Exhibitions, with particular success in Taiwan and has taught all over England. He looks forward to the opportunity to share this fascinating art with you...

<https://doublehappinessmh.com/about/paul/>

 07955 484605

 [info@missendenschoolofcreativearts.co.uk](mailto:info@missendenschoolofcreativearts.co.uk)

 [www.missendenschoolofcreativearts.co.uk](http://www.missendenschoolofcreativearts.co.uk)