

Botanical Illustration - Luscious Fruits in Watercolour

Jackie Isard SBA Fellow CBM RHS Gold

5th - 6th Aug 2024

Monday to Tuesday

Would you like to paint a luscious strawberry, an exotic fruit or some shiny berries? Patterns, textures and colour are common in fruits so it is a lovely subject to explore and refine your skills. I will teach you the techniques to create shine and fruit textures with watercolour. You will receive my helpful tuition throughout the two days. There are many fruits to choose from so please bring one or two of your choice with you.

Description

During our two days together, you will make accurate drawings and colour studies of your fruit. Then, after transferring it to your preferred hot pressed watercolour paper, begin painting.

I will help you study your fruit and make key decisions about pigments to use and the detail needed in your drawing

I will demonstrate techniques

Your fruit can be anything from exotic or a general one. Something picked from your garden or from a supermarket. Even tomatoes are fruits!

Please bring with you

Hot Pressed quality watercolour paper (roughly A4 or A3)

Good quality full-bodied pointed tip brushes and a Billy Showell fine liner

H Pencil or mechanical pencil with H lead (no soft leads please)

Soft rubber, not a putty rubber

Sharpener

A piece of tracing paper 60gsm

Flat ceramic palette or large white plate

Some kitchen roll and old light-coloured face flannel

2 x water jars

W&N pigment - suggestions are below but if you use other brands

please bring along professional watercolour which is transparent

or semi-transparent, no cadmiums or opaques, please

Bring some fruits

Winsor & Newton Professional pigment suggestions:

Winsor Blue Red Shade

Winsor Blue Green Shade

Indanthrene Blue

Quinacridone Red

Scarlet Lake

Permanent Carmine

Permanent Rose

Transparent Yellow

New Gamboge

Course Location:

Missenden Abbey

Great Missenden
Buckinghamshire HP16 0BD

Monday	
9.15am	Students arrive (coffee available)
9.30am	Teaching session
12.45-1.45	Lunch for all
1.45-5pm	Teaching session
6.45 for 7pm	Dinner for residents
Tuesday	
7-9.00am	Breakfast for residents
9.30am-1pm	Teaching session
12.45-1.45	Lunch for all
1.45-5pm	Last teaching session

Indian Yellow
Transparent Orange
Winsor Violet

If you don't have all of these or use a different brand then don't worry, bring your normal transparent or semi-transparent pigments with you!

Available to purchase from the tutor

Billy Showell Fine Liner £5
W&N pigments - a squidge in a half pan £1
H pencil £1

Level

This course is not really suitable for absolute beginners.

About Jackie Isard SBA Fellow CBM RHS Gold

BOTANICAL & NATURE ARTIST - TUITION - AUTHOR


Jackie Isard, from Bristol UK, is a Fellow member of the Society of Botanical Artists and an RHS Gold medal winner. She is a self-taught artist and loves to paint botanical as well as nature subjects. Jackie loves to teach and prides herself on giving a lot of help and advice. Her work is very detailed and botanically accurate. Jackie has paintings held in the RHS Lindley Library, The Shirley Sherwood Collection and The Hunt Institute. Jackie became an SBA DLDC tutor in 2024. She teaches at venues around the UK and Southwest.


email address: jackieisard@googlemail.com


FB: <https://www.facebook.com/jackie.isard>

Instagram: @jackieisard

Web: <https://www.jibotanicals.co.uk/>

 07955 484605

 info@missendenschoolofcreativearts.co.uk

 www.missendenschoolofcreativearts.co.uk