

An Introduction to Pastels and Pastel Pencils

Kevin Scully

15th - 16th Mar 2025

Saturday to Sunday

Pastel is a versatile medium that can be used to create detailed drawings, as well as lively and spontaneous paintings. A variety of subjects will be covered and may include still life, landscapes, seascapes, and portraits. Colour harmony and composition will feature strongly in our approach to using this exciting medium.

Description

You will be shown several established techniques including blending, layering, scumbling, glazing, and hatching. There are no hard and fast rules covering the use of soft pastels and pastel pencils but there are some techniques that work better than others. We will also discuss the different materials available and how they can be used to best effect. You will also be shown the best ways in which pastel paintings can be protected and framed. There will be several paintings on display in a wide range of styles and techniques to inspire you. There will also be demonstrations throughout the weekend, and you can be assured of plenty of individual attention. We will be working from photographs, and all reference material will be provided but please feel free to bring along any images that you would like to work from. At the end of the course, you will be equipped with the skills and techniques needed to produce some exciting work, and the confidence to use what you have learned when producing further paintings of your own.

Course Location:

Missenden Abbey

Great Missenden
Buckinghamshire HP16 0BD

Saturday	
9.45am	Students arrive
10am-1pm	Teaching session
1-2pm	Lunch for all
2-5pm	Teaching session
6.45 for 7pm	Dinner for residents
Sunday	
7.30-9.30am	Breakfast for residents
9.30am-1pm	Teaching session
1-2pm	Lunch for all
2-5pm	Last teaching session

Please bring with you

Soft Pastels

A selection of as many soft pastels as you can muster. Try to include some neutral colours as well. Pastels sold in sets tend to contain too many bright primary colours. These brands are particularly good:

Unison

Sennelier

Schmincke

Jackson's

Art Spectrum

Inscribe (economy) Pastel Pencils

A selection of as many colours that you have. These brands are particularly good:

Stabilo Carbothello

Derwent

Faber Castell Pastel Paper

A selection of pastel papers in a range of colours, excluding white. There are many brands available, but I favour the Canson Mi-Teintes range. There are other brands available sold in pads, but make sure that they don't contain too many light colours. Mid-tone, neutral colours are a much better basis for creating a painting or drawing. We will be working at roughly A4/A3 sizes. Other Materials

Paper stump or torchon

Putty rubber

Sandpaper block

Craft knife or scalpel


Stiff brush for removing pastel - a stencil brush, or an old hog hair oil painting brush is ideal
Small spray can of fixative
Masking tape
Paper towel or tissues
Baby wipes
Some old clothes or an apron


Level


This course is suitable for beginners and those with some experience.

About Kevin Scully

Kevin Scully is a professional artist, writer, illustrator, and tutor. He trained at Wimbledon School of Art and is an experienced teacher in drawing and painting in all mediums. He has excellent interpersonal skills and is an inspirational and patient teacher. Kevin is enthusiastic and creative, using demonstrations and one-to-one tuition to help students gain confidence and develop as individuals. He teaches drawing and painting in watercolours, oils, pastels, and acrylics. He has National Diplomas in Art & Design, Calligraphy, RHS Garden Design, and a 'City & Guilds Teaching Certificate'. Examples of his work can be found at www.kevinscully.co.uk

 07955 484605

 info@missendenschoolofcreativearts.co.uk

 www.missendenschoolofcreativearts.co.uk