

### Chinese Brush Painting - Trees in Landscape

Paul Maslowski

10th - 11th May 2025

Saturday to Sunday

This course explores the beauty of Trees in Chinese paintings. Breaking it down into principle-lead sections with accompanying subjects such as the Scholar's Rock will give us the opportunity to explore how trees fit into your own landscape compositions. Explore your first (or a deeper) taste of the art of the Chinese Brush with traditionally trained artist, Paul.

#### Description

This course will introduce the art of Chinese Brush Painting to those who have not explored this medium before as well as building more in-depth knowledge for those already studying and who wish to focus on Chinese Brush Painting in more detail.

Day 1 of this course will allow students to explore the elements which go into the construction of trees. Working with Chinese Brush painting principles will give us the opportunity to explore a Red Maple in detail while learning a host of brush techniques which can be applied to other subjects. We will also look at a Scholar's Rock which can be included in a composition with the Maple.

Day 2 will focus on applying techniques learnt on Day 1, while developing them further, in order to build toward creating a complete Landscape composition.

The days begin traditionally with 20 minutes of optional qigong (gentle breathing exercises to settle the mind). Teaching is carried out with a step-by-step approach where the fundamentals of a subject are fully explained. This will include the Calligraphic basis for individual strokes. Students are encouraged to follow the tutor's demonstrations but may also work from sketches of subjects and use these observations in their own compositions.

Students will come to understand the essence of subjects in Chinese Brush Painting through tutor demonstrations, and by observation and practice. You leave understanding how to complete a Chinese Brush Painting.

#### Please bring with you

Essential:

Sketch pad;

notepad;

Standard Chinese Brush Painting kit (Chinese brushes, ink stick & ink stone and/or bottled ink, un-sized or semi-sized papers);

A felt mat is really helpful to lay your paper on, however, newspaper will do.

Dark clothing is preferable (and certainly no silk clothes) as Chinese ink can stain permanently

Desirable:

Pictures of your own work and/or artists work that inspires you and/or you would like to move toward;

Camera;

Chinese colours (especially Deep Red);

Tablet computer/Smartphone

#### Course Location:

#### Missenden Abbey

Great Missenden  
Buckinghamshire HP16 0BD

Saturday	
9.45am	Students arrive
10am-1pm	Teaching session
1-2pm	Lunch for all
2-5pm	Teaching session
6.45 for 7pm	Dinner for residents
Sunday	
7.30-9.30am	Breakfast for residents
9.30am-1pm	Teaching session
1-2pm	Lunch for all
2-5pm	Last teaching session

## **Available to purchase from the tutor**

Chinese paper; Chinese Ink; Chinese Brushes; Chinese Colours


## **Level**


Suitable for all levels


## **About Paul Maslowski**

Paul is a great enthusiast of Oriental Art and in particular that of the Chinese. He has studied Chinese Brush for over 28 years in the UK, China and Taiwan covering most classical & modern subjects. He has taken part in International Exhibitions, with particular success in Taiwan and has taught all over England. He looks forward to the opportunity to share this fascinating art with you...

<https://doublehappinessmh.com/about/paul/>

 07955 484605

 [info@missendenschoolofcreativearts.co.uk](mailto:info@missendenschoolofcreativearts.co.uk)

 [www.missendenschoolofcreativearts.co.uk](http://www.missendenschoolofcreativearts.co.uk)