

RAFFIA BAG MAKING

Claire Richards

18th - 20th Aug 2026

Tuesday to Thursday

A lovely relaxed course learning about raffia craft and making your own raffia bag with beautiful sustainably-farmed Madagascan raffia. There will be several bag style options and sizes to choose from. All are welcome on this course, raffia craft is great for complete beginners, and students make beautiful items that will be sustainable and durable for many years.

Course Location:

CIM Business Centre Cookham

Moor Hall
Cookham
Maidenhead
Berkshire SL6 9QH

Description

The course starts with an introduction to raffia as a material: where from; how farmed; how dyed; what used for; it's sustainable credentials; How to sort the raffia, what is good and what is not so good for crafting with - top tip, I bring top grade raffia to the workshops, so 99% will be good;

Plaiting the raffia - this is a core skill for the craft, right- and left-hand makers are very welcome;

Growing and trimming the raffia - this helps to end up with a beautiful plait for sewing;

Sewing your bag shape, perhaps using a mold (bucket/waste paper bin) or perhaps building the bag in different pieces (depends on the style of bag chosen);

Strengthening your bag (depends on the size of bag you build);

Final stages are decorating and accessorising your bag - including handles and perhaps lining (I always bring plenty of options for everyone to play with for this stage).

This course is very welcoming of complete beginners. Raffia craft involves a series of simple tasks combined together to make beautiful and durable items. The course is relaxed and typically great fun as everyone sees their makes building from these simple tasks.

Please bring with you

Please bring a comfortable pair of scissors, a thimble if you like to use them, and a bucket/waste-paper bin. If you are a maker who has a 'stash' (no judgement!), you may want to bring some 'embellishments' for decorating your bag - ribbons, buttons, buckles, handles - perhaps also some material if you want to line your bag (size-wise enough for the inside of a waste-paper bin is probably a good guide)

Available to purchase from the tutor

Raffia for making other raffia items using the same technique are available from the tutor. Approx cost is £15 per 500g raffia. Digital patterns are also available online from the tutor that allow you to make other raffia items using the same skills learnt in the workshop. Approx cost per pattern is £20.

Level


Suitable for all levels


About Claire Richards


Claire Richards has been,working with raffia through her business www.allthingsraffia.co.uk since the early 90s.

Tuesday	
9am	Coffee on arrival
9.15am	Welcome and tutor introductions
9.30am-1pm	Teaching session
1-2pm	Lunch for all
2-5pm	Teaching session
6.45 for 7pm	Dinner for residents
Wednesday	
7-9.15am	Breakfast for residents
9.30am-1pm	Teaching session
1-2pm	Lunch for all
2-5pm	Teaching session
6.45 for 7pm	Dinner for residents
Thursday	
7-9.15am	Breakfast for residents
9.30am-1pm	Teaching session
1-2pm	Lunch for all
2-5pm	Last teaching session

She has probably now taught over 300 people how to work with raffia to make beautiful hats, bags and home accessories. Claire is also an award-winning Will Writer and was this year recognised as an #ialso100 f:entrepreneur through Small Business Britain. Claire loves the creativity of raffia workshops and passing on the skills.

 07955 484605

 info@missendenschoolofcreativearts.co.uk

 www.missendenschoolofcreativearts.co.uk